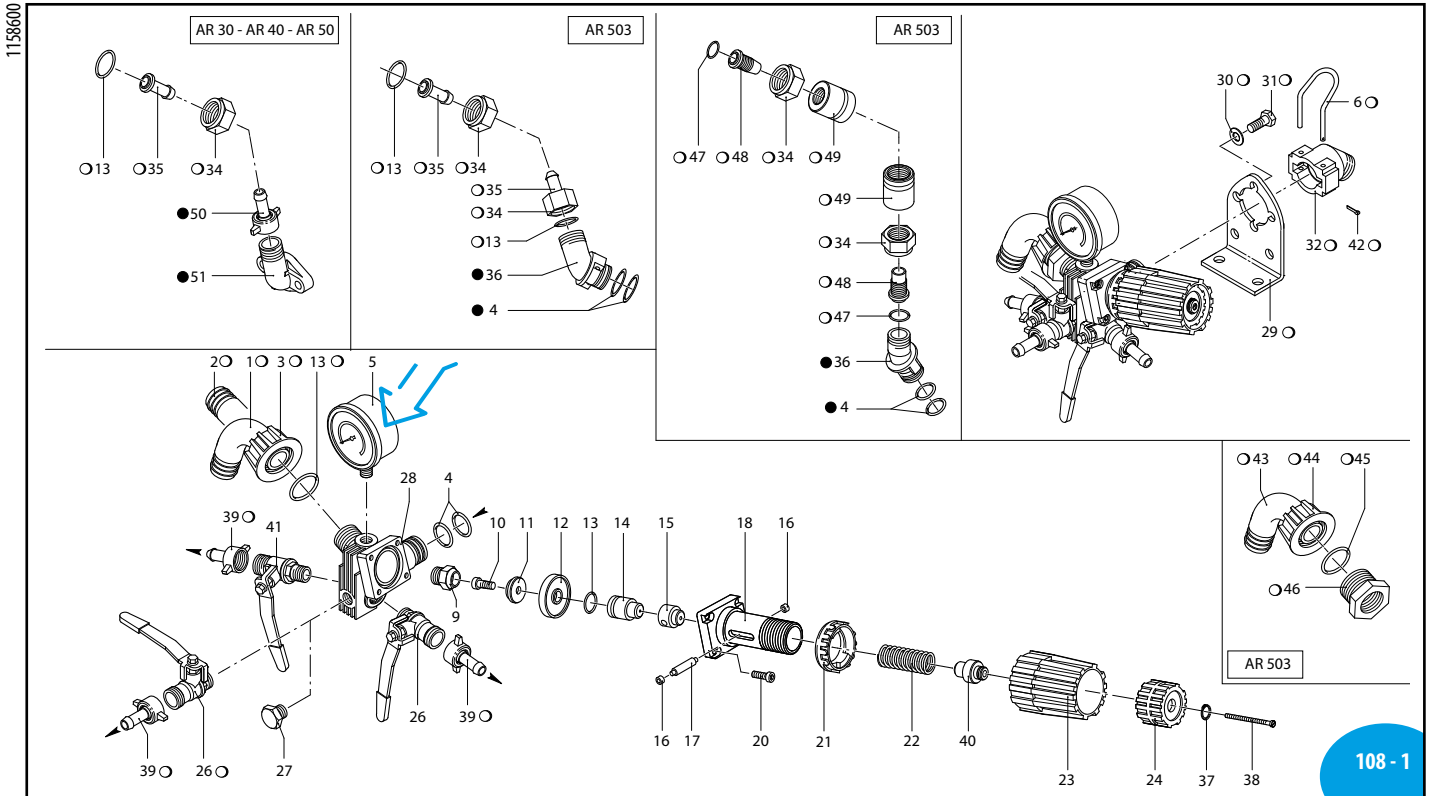


ANNI REVERBERI

RM 40



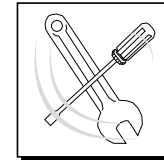

108 - 1

UN000493-GF

Pos	Cod.	Descrizione	Description	Q.ty	Note
1	550460	Curva Ø 18	Elbow	1	
2	800343	Portagomma Ø 20	Hose tail	1	Optional
	800342	Portagomma Ø 16	Hose tail	1	Optional
3	550450	Girello 3/4" G	Ring nut	1	
4	390180	Guarnizione OR Ø 18,72x2,62	O-ring	4	▶
5	550545	Manometro	Pressure gauge	1	0-80 bar ↻
	1151010	Manometro ISOMETRICO Ø63	Pressure gauge	1	0-50-80 bar ↻
6	1040690	Forcella	Fork	1	
9	1150520	Sede	Seat	1	⊕ C ₂₀
10	680560	Vite TCEI M6x16	Screw	1	Inox ⊕ C ₁₀
11	1040640	Valvola	Valve	1	Inox
12	1040630	Membrana	Diaphragm	1	Desmopan
	1040631	Membrana	Diaphragm	1	NBR
13	880830	Guarnizione OR Ø 15,54x2,62	O-ring	4	▶
14	1040621	Pistone	Piston	1	
15	1150560	Distanziale	Spacer	1	
16	1150600	Anello	Ring pin	2	
17	1150540	Perno	Hub pin	1	
18	1150510	Corpo superiore	Body	1	⊗
20	780330	Vite TCEI M6x20	Screw	4	C ₁₀
21	1150530	Ghiera	Ring nut	1	⊗
22	394760	Molla	Spring	1	⊗
23	1150550	Manopola	Knob	1	
24	1150570	Ghiera	Ring nut	1	
26	130491	Rubinetto 3/8" G - 1/2" G M-M DX	Cock	2	⊕
27	130171	Tappo 3/8" G	Plug	1	⊕ C ₂₀
28	1150500	Corpo valvola	Valve body	1	
29	1150590	Staffa	Bracket	1	
30	390311	Rondella	Washer	2	
31	180431	Vite TE M8x16	Screw	2	C ₂₀
32	1040770	Raccordo	Fitting	1	
34	1040790	Girello 3/4" G	Ring nut	2	
35	1150580	Portagomma Ø 13	Hose tail	2	
36	1040760	Raccordo 3/4" G M	Fitting	1	
37	480550	Anello seeger øe 12	Ring	1	
38	1150650	Vite TCTC M3x60	Screw	1	⊕ C ₅
39	110131	Girello 1/2"	Ring nut	3	
40	1150660	Distanziale	Spacer	1	
41	130492	Rubinetto 3/8" G - 1/2" G M-M SX	Cock	1	⊕
42	1040950	Copiglia	Split pin	1	
43	550370	Curva Ø 25	Elbow	1	

Pos	Cod.	Descrizione	Description	Q.ty	Note
44	550242	Girello 1" G	Ring nut	1	
45	550350	Guarnizione OR Ø 23,81X2,62	O-ring	1	▶
46	800720	Raccordo 3/4" G - 1" G F-M	Fitting	1	⊕
47	960160	Guarnizione OR Ø 17,86x2,62	O-ring	2	▶
48	1040810	Portagomma	Hose tail	2	
49	1040800	Ghiera	Ring nut	2	
50	110130	Girello 1/2"	Ring nut	1	
51	450145	Flangia	Flange	1	

○ Non compreso nel RM 40 - No part of RM 40
● Compresso nella pompa - Part of pump



➔
Posizione targa di identificazione.
Pump and manufacturer identification.

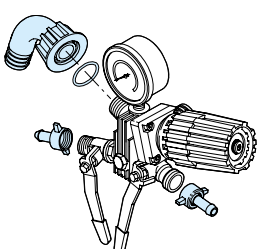
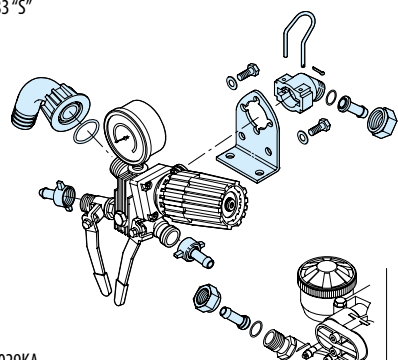
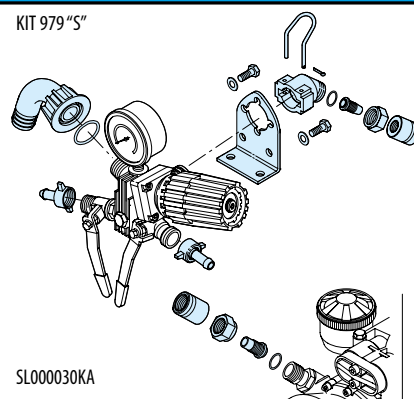
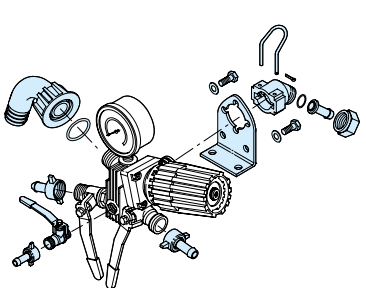
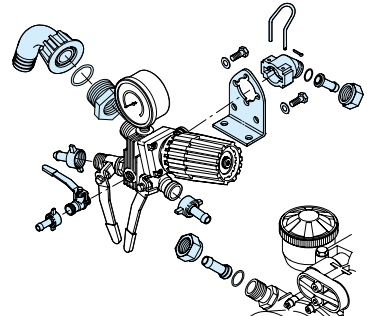
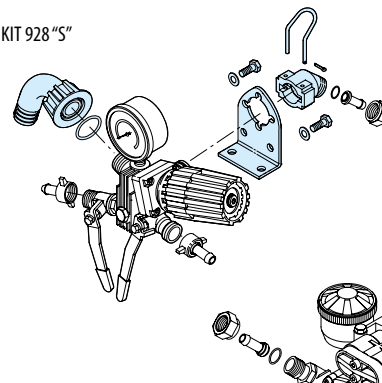
KIT 1988 OR O-Rings	
Pos.	Q.ty
4	2
13	4

KIT 1989 Pronto intervento Maintenance repair			
Pos.	Q.ty	Pos.	Q.ty
4	4	23	1
6	1	24	1
9	1	37	1
11	1	38	1
12	1	40	1
13	1	42	1
15	1		
17	1		
21	1		
22	1		

		Kit I - AR 503	Kit S	Kit S - AR 503	Kit S - AR 503	Kit S - AR 503	Kit S - AR30 AR40 AR50
	2 vie			+1 via	con autoblocc.	senza autoblocc.	senza autoblocc.
RM 40	920	977	983	984	979	928	985
	903 Manometro isometrico/Isometric Gauge						

RM 40

Kit per/for RM 40

<p>KIT 977 "I"</p>  <p>SL000026KA</p>	<p>KIT 983 "S"</p>  <p>SL000029KA</p>	<p>KIT 979 "S"</p>  <p>SL000030KA</p>
<p>KIT 985 "S"</p>  <p>SL000031KA</p>	<p>KIT 984 "S"</p>  <p>SL000032KA</p>	<p>KIT 928 "S"</p>  <p>SL000033KA</p>

Gruppi comando
Control units

Comando incorporato e separato - Build-in control unit and remote control

KIT 977 "I" Comando incorporato Build in control		KIT 983 "S" Comando separato Remote control				KIT 979 "S" Comando separato Remote control					
Pos.	Q.ty	Pos.	Q.ty	Pos.	Q.ty	Pos.	Q.ty	Pos.	Q.ty		
1	1	1	1	42	1	1	1	47	2		
3	1	3	1	6	1	3	1	48	2		
13	1	6	1	13	3	6	1	49	2		
39	2	29	1	29	1	13	1				
		30	2	30	2	29	1				
		31	2	31	2	30	2				
		32	1	32	1	31	2				
		34	2	34	2	32	1				
		35	2	35	2	34	2				
		39	2	39	2	39	2				
						42	1				
Per / for AR 503		Per / for AR 503				Per / for AR 503					
KIT 985 "S" Comando separato Remote control				KIT 984 "S" Comando separato Remote control				KIT 928 "S" Comando separato Remote control			
Pos.	Q.ty	Pos.	Q.ty	Pos.	Q.ty	Pos.	Q.ty	Pos.	Q.ty	Pos.	Q.ty
1	1	6	1	43	1	1	1				
3	1	13	2	44	1	3	1				
6	1	26	2	45	1	6	1				
13	2	29	1	46	1	13	1				
26	1	30	2			29	1				
29	1	31	2			30	2				
30	2	32	1			31	2				
31	2	34	2			32	1				
32	1	35	2			34	1				
34	1	39	3			42	1				
35	1	42	1								
Per / for AR 30 - AR 40 - AR 50				Per / for AR 503				Per / for AR 503			